

TBS

UNIFORM SHOP

Rank _____ Name _____
 Phone _____

MALE

Instructions:

- Use a measuring tape
- Round to the nearest half-inch

Figure 1

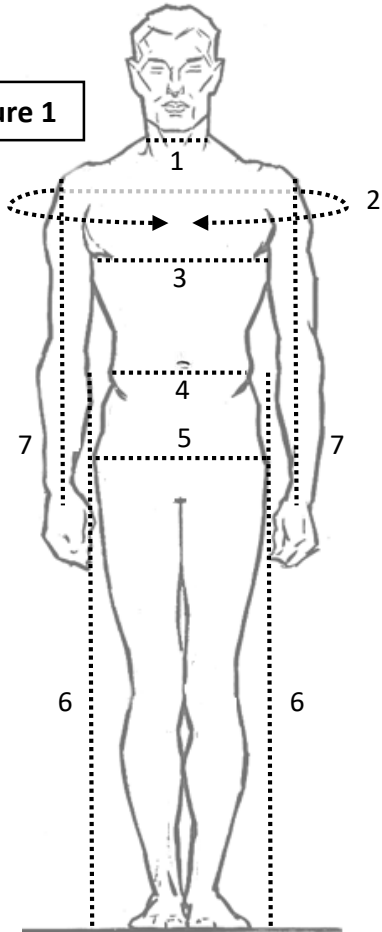


Figure 1

- #1 Neck: _____
 Around the neck with no space between neck and tape.
- #2 Over Shoulder: _____
 Fully around shoulder blades, over the arms and chest.
- #3 Chest: _____
 Around chest, well up under arms and over shoulder blades.
- #4 Waist: _____
 Around waist, below the navel.
- #5 Seat: _____
 Around the largest part.
- #6 Left Outseam: _____ Right Outseam: _____
 From top edge of waistband to junction of heel and shoe. Measure each side.
- #7 Arms: Left Arm: _____ Right Arm: _____
 From shoulder bone down to 1" above first thumb joint. Measure each arm.

Figure 2

Shirt Sleeve Length: _____
 From center of neck, down your arm, behind elbow, to far end of cuff.

Figure 3

Cover Frame: _____
 Measure around head ensuring tape is level all around. Tape should be about 1" above eyebrows. (Use table below to find size)

Height: _____ Weight: _____ Shoe Size: _____ Glove Size: _____

Figure 2

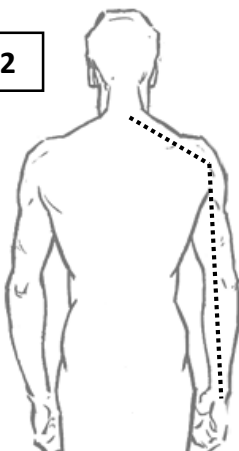
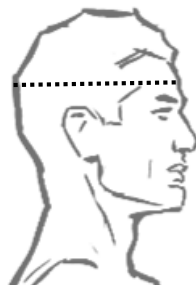


Figure 3



Measurement (Inches)	Frame Size
20 3/8	6 1/2
20 3/4	6 5/8
21 1/8	6 3/4
21 1/2	6 7/8
22	7
22 3/8	7 1/8
22 3/4	7 1/4
23 1/8	7 3/8
23 1/2	7 1/2
23 7/8	7 5/8

Note: Order the next largest size frame if your measurement falls between sizes